



**VAN ISLE
MARINA**



**2005 Back Cove 29
\$ 209,900 CAD**

29 ft





Dimensions

LOA	29.5 ft
Beam	10.5 ft
Dry Weight	10,000 lb
Hull	Fiberglass

Accommodations

Heads	1
-------	---

Tanks

Fuel	150 gallon
Water	30 gallon
Holding	30 gallon

ENGINES

Engines:	1
Engine Total Power:	315 hp

Engine 1

Engine Brand	Yanmar
Year Build	2005
Engine Model	6LP Turbo Diesel
Engine Type	Inboard
Engine Fuel Type	diesel
Engine Hours	945
Engine Power	315 horsepower



The Back Cove 29 combines classic styling and contemporary amenities with a “Down East” design.

Annual haul out maintenance completed January 2022 : Power wash, zinc replacement and bottom paint. Professionally compounded, waxed and detailed

Factory option upgrade Yanmar 6LP Turbo diesel 315hp (945 hours)

1000 hour engine service just completed pro-actively

Power wash, zinc replacement and bottom paint completed 01/2022


Electric bow & stern thrusters (higher horsepower stern thruster upgraded in 2021)

Garmin 12” GPSMAP xsv plotter & depth sounder

Diesel hydronic heating

Xantrex 1800W inverter

New 9’ Inflatable RIB aluminum hull & Suzuki 2.5hp on removable Weaver Leaver davit system



Manufacturer Provided Description


The style of the Down East lobster boat has been closely associated with Maine's proud boat building heritage. The Back Cove 29 is a most recent example of everything that makes the Down East lobster boat a work of art. She has a traditional spoon bow and her transom is gently sloped: a style that will turn heads in any harbor she enters. Below the surface she is modern and contemporary. A deep-vee hull with prop recess and standard trim tabs offers comfort and performance. With her standard 260 horsepower 6 cylinder diesel, she will cruise at 20 knots and top out at 24, and with the optional 315 horsepower, 6 cylinder diesel engine, she reaches a top end of 29 knots and will cruise very comfortably in the mid 20's. Around the docks, you will appreciate the maneuverability provided by her standard bow thruster. Available with an optional Hard Top or standard as an open express with aluminum wind shield, the Back Cove 29 is practical and beautiful. She is a delight to drive and a joy to behold.

Cabin

- Diesel hydronic heating,
- Cherry interior
- Dinette with backrest cushions
- Hi Lo table with inlay
- V berth with filler cushion
- Shelves above berth
- Cedar lined hanging locker
- Reading lights in dinette/ berth area
- Ash hull ceiling
- Varnished teak and holly sole
- Overhead lighting
- (3) Stainless steel opening ports with screens
- Stereo system with CD and interior/cockpit speakers with wired remote
- Storage under Dinette and forward berth

Electrical

- AC and DC control panel with polarity indicator
- DC system battery management switching
- DC breakers for electronics
- 110VAC 30 amp shorepower with 50 foot cord set
- galvanic isolator
- AC to DC converter/ charger, 40amp
- (2) 31 DCM house batteries
- (1) 31 engine start battery
- (2) 12VDC bilge pumps
- 12V outlet at helm
- Bonding system w/ zinc anode
- Cockpit courtesy lights
- GFI protected 110V circuits
- 1800W inverter



Galley


- Origo Alcohol/ 110V single burner stove
- Front opening AC/DC fridge with freezer compartment
- Galley sink with single lever faucet and drop in cover
- Solid surface countertop
- Countertop cabinet
- Microwave built into cabinet
- Drawer and doors below counter

Propulsion

- Yanmar 6LP Turbo diesel 315hp
- Single lever engine control
- Engine control panel with alarms and hour meter
- Emergency cross over switch
- Internal sea strainer
- Fuel Filter
- Engine room light
- Aquamet shaft
- 4 Blade bronze propeller
- Dripless shaft log
- Electric Trim tabs
- Tilting helm pump driven hydraulic steering
- Hot and Cold pressurized water (110V and engine heated)
- SidePower bow thruster with joy stick control
- (higher horsepower stern thruster upgraded in 2021)
- Marelon sea valves on underwater thru hulls
- Welded aluminum 150 gallon fuel tank with 2" fill
- Fireboy extinguisher system
- Macerator with overboard discharge

Hull

- Advanced prop pocket hull design
- Back Cove white iso-npg gelcoat
- Vinylester backup resin
- Vacuum bagged divynicell core in running surfaces
- Multiaxial E glass reinforcement
- Awl-grip boot top
- Encapsulated foam stringers



Deck and Helm area

- Molded in contrasting anti-skid on walk surface
- Port and starboard molded steps leading to side and fore deck
- teak accent stripe
- Lewmar #44 hatch in main salon with screen
- (4) Schmidt opening Port lights with screens
- Clear anodized aluminum windshield with side vent panels and integral handrails
- (3) Windshield wipers
- Horn
- Compass, illuminated

Garmin 12" GPSMAP xsv plotter & depth sounder

- Running lights
- Anchor locker
- SS anchor roller
- Mooring cleats with skene chocks forward, aft and spring line cleats
- Custom 1" 316L stainless steel bow rail
- Todd captain helm seat
- L Settee to port with backrest
- Swim platform and swim ladder
- Cockpit shower
- self bailing cockpit