



**VAN ISLE
MARINA**



**2021 Pursuit OS 325 Offshore
\$ 539,900 CAD**

32 ft





Dimensions

LOA	34.5 ft
Beam	10.83 ft
Maximum Draft	2.67 ft
Deadrise	20 °
Dry Weight	12,430 lb
Bridge Clearance	9.17 ft
Hull	Fiberglass

Accommodations

Heads	1
-------	---

Tanks

Fuel	300 gallon
Water	30 gallon
Holding	18 gallon

ENGINES

Engines:	2
Engine Total Power:	600 hp

Engine 1

Engine Brand	Yamaha
Year Build	2021
Engine Model	F300
Engine Type	Outboard
Engine Fuel Type	unleaded
Location	Port
Engine Hours	270
Engine Power	300 horsepower

Engine 2

Engine Brand	Yamaha
Year Build	2021
Engine Model	F300
Engine Type	Outboard
Engine Fuel Type	unleaded
Location	Starboard
Engine Hours	270
Engine Power	300 horsepower



HUGE PRICE REDUCTION! NO LUXURY TAX! HUGE SAVINGS!

GUARANTEED MOORAGE OR SECURE UPLAND DRY STORAGE AVAILABLE AT VAN ISLE MARINA IN SIDNEY, BC!

This sought after 2021 Pursuit OS325 Offshore has just arrived in excellent, like new condition, meticulously maintained, loaded with factory options & custom upgrades!

The Pursuit OS325 Offshore is a premium and versatile offshore fishing boat designed for the serious angler who values performance, comfort, and functionality. With Pursuit's commitment to quality craftsmanship and cutting-edge technology, the OS325 delivers a thrilling boating experience whether you're chasing big game or enjoying a leisurely cruise. Her cabin finished with interior hardwoods, solid stock trim and modern fabrics comfort you for an intimate overnight in your private cove or harbor.

Twin Yamaha Digital F300 V6 Offshore (Pearlescent White) w/Integrated Digital Electric Steering-D.E.S. (270 total hours with 130 of those @ trolling RPM), Helm Master full maneuverability joystick control with Set Point. Yamaha Warranty until May 2026!

Webasto Diesel Heater custom installed to heat helm deck and cabin for year round cruising comfort!

Custom Black Sunbrella Cockpit Storage Cover. Easy to remove and install for year round protection from the elements!

Wires for 2 x Scotty electric downrigger sockets

2 Scotty Electrical 1106 Depthpower Downriggers (New & Still in Their Boxes)!

3 x Burnewiin universal marine mounts

Turn-Key, Premium OS325 Offshore Ready Enjoy!

Complete Service/Maintenance schedule kept up to date by Yamaha Dealer

Equipped with the following Pursuit Factory Options:

Garmin Package (Dual GPSMAP 8612 [1 XSV], Airmar B175M 20 Degree 1KW Chirp Transducer, NMEA 2000 Starter kit, Pursuit Custom Dash Panel, Yamaha Gateway w/cable, VHF 315, and VHF Antenna) Garmin Radar GMR 24 xHD (Dome) Auto Pilot Lewmar electric Bow Thruster Custom window tint Cockpit Refrigerator/Freezer Chill Plate Bridgedeck Teak Table with Dedicated Storage Premium JL Audio Stereo Upgrade: Sport Speakers, Sirius Receiver Kenyon BBQ Grill (new grill plate 2023) Fiberglass Cockpit Table with Dedicated Storage Forward Deck Removable Lounge Cushions Folding Under Port Cockpit Gunwale Seat Diesel Generator (4.2kw Fischer Panda w/only 21.8 hours - 16 USG diesel tank) Underwater Lights (3) All Colour Seablaze White Stamoid Canvas Upgrade w/3 sided enclosure Canadian Coast Guard Compliant Safety Gear

Key Features

Twin Yamaha Outboards: Powered by reliable and fuel-efficient twin Yamaha 300 HP outboard engines, the OS325 ensures a powerful and efficient ride. The twin-engine setup provides excellent maneuverability and stability.

Spacious Cockpit: The cockpit is designed with the angler in mind, featuring ample space for casting and reeling in the big catch. With strategically placed rod holders, a bait prep station, and a large fish box, the OS325 is equipped for



serious fishing excursions.

Luxurious Cabin: Step into the cabin, and you'll be impressed by the luxurious interior. With comfortable seating, a fully equipped galley, and a well-appointed head, the cabin provides a welcome retreat for extended trips or overnight stays.

Advanced Electronics: The helm is equipped with state-of-the-art electronics, including a multi-function display, GPS, radar, and fishfinder. The intuitive controls make navigation easy, even in challenging offshore conditions.

Hardtop with Integrated Features: The hardtop not only provides protection from the elements but also comes with integrated lighting, rod holders, and storage options. It's a well-designed space for managing gear and staying comfortable during long days on the water.

Dealer Finance available:

10 % down

\$2,455 CAD Bi-weekly (8.49% rate)

216 Months Amortization


O.A.C

Payment includes GST, PST and are in Canadian Funds *Rates subject to change*

*Marine lending services provided to Canadian Purchasers O.A.C. by Park Avenue Financial Services

Contact Yacht Broker Adam Pedersen today for details on how to buy this yacht or to schedule your viewing.

We help coordinate everything during the purchase, including your pre-purchase survey, mechanical inspection and sea trial through to insurance or even financing.



Manufacturer Provided Description


Pursuit's award-winning product lineup now includes the OS 325. She delivers innovation and excellence in the perfect sized package. Pursuit's OS 325 delivers a combination of finely engineered features designed with a timeless and elegant, yacht-caliber exterior. Her cabin finished with interior hardwoods, solid stock trim and modern fabrics comfort you for an intimate overnight in your private cove or harbor.

Hull

- Pursuit Fresh White Gelcoat
- Hand Laminated Hull with Vinyl Ester Resin and Engineered Fabrics
- 5 Ply Resin Infused Composite Transom System with Patented Transom Reinforcement Grid
- Infused Fiberglass Structural Grid System with Molded Finish and Integrated Bilge Water Management System
- Foam Filled Structural Grid
- Bronze Thru Hull Fittings Below Water Line
- Chrome over Bronze Thru Hull Fittings Below the 7 Degree Heel Line
- Stainless Clad Composite Thru Hull Fittings Above the 7 Degree Heel Line
- Bronze Garboard Drain
- Trim Tabs, Lenco Electric with Auto-Retract
- Bow Eye, 5/8" 316L Stainless Steel
- Integrated Transom Platform Extensions Outboard of Engines
- Boarding Ladder, 4-Step Telescopic, Mounted in Hull Platform
- Anchor System, Integrally Molded Thru-Stem
- Horn, Electric, with Oval Stainless Steel Cover
- Bow Thruster, 3.0 HP (2.2 kW) with Group 31 AGM Battery, Switch and Fuse
- Dedicated Transducer Location
- Forward hull compartmentation with one (1) 1100 GPH bilge pump with automatic float switch
- Molded Hull Side Frameless Tempered Glass Windows

Deck

- Hull and Deck Joint Mechanically Fastened
- Rub Rail: High Density PVC with Solid 316L Stainless Steel Insert
- Transom Cap, 316L Stainless Steel
- Molded One Piece Deck and Cockpit Liner with Non-Skid Pattern Area
- Flush Mounted Integral Anchor Locker with Fiberglass Lid including: Horizontal Anchor Windlass with Switch at Helm and Remote at Anchor Locker 316L Stainless Steel through Stem Anchor Roller with 8" Mooring Cleat and Chain Binder 22lb Stainless Steel Plow Style Anchor, Self-Righting Shackle and 200' Rode (1/2" 8 Plait including 10' of 1/4" G4 Chain)
- Cleats, 316 Stainless Steel, 10" Pop Up (2) Stern, 8" Pop Up (2) Aft Spring, 10" Fixed Forward Spring (2) and (2) Bow
- Molded Recessed Hatches with Gaskets and 316L Stainless Steel Latches and Overboard Drain Tracks
- Molded Transom Walkthrough with Hinged Transom Door, 316L Stainless Steel Latch and Magnetic Catch
- Self-Draining Cockpit with Bronze Ball Valve at Hull Side
- Bow Rail, one-piece, welded 316L Stainless Steel, with 1 1/4" Top Rail and 1" Stanchions
- Transom Grab Rails, 316L Stainless Steel, (port & starboard)
- Forward Deck Grab Rails
- Molded Non-Skid Steps in Splashwell for Athwartship Access
- Navigation Lights, LED, 2 mile
- Foredeck Hatch, 17" x 17", Flush with Adjuster and Screen
- Opening Port Lights (5) with Screen and Stainless Steel Frame
- Port and Starboard Pantographic Windshield Wipers with Fresh Water Washer System
- 316L Stainless Steel Foredeck Grab Rails (port & Stbd)



Cockpit

- Custom Cockpit Upholstery with Dri-Fast Foam and Mesh Backing
- Captain's Chair with Swivel Base, Foldable Armrests, Fore and Aft Adjustment and Flip-up Bolster
- Molded Port Bridge Lounge Seating with Molded Footrest and Equipment Storage Area
- Pursuit Cockpit JL Audio Entertainment System: 12V Bluetooth® Compatible Stereo System, JL Speakers (7 Total, 4 in Hardtop, 2 Interior, & Subwoofer), Amplifier and Remote at Helm
- Molded Entertainment Center with Sink, Hot/Cold Mixing Faucet, Cutting Board, Dedicated Storage, 120v Outlet with GFI Protection and Hinged Fiberglass Lid and Doors
- Cockpit Tackle Center with Lure Tube, Tackle Tray and Bucket Storage
- Molded Aft Facing Cockpit Seat with Insulated Storage Below
- Folding Transom Seat with Patented Adjusting Backrest
- Cockpit Machinery Access Hatch
- Fresh Water Wash with Hot/Cold Mixing Valve and Chrome over Brass Pull-out Sprayer at Transom Door
- Raw Water Outlet in Cockpit with Quick Connect Fittings and 25' Hose
- LED cockpit accent lights (6) with Waterproof Switch in Cockpit
- Two (2) 316L Stainless Steel Drink Holders in Gunwale

Fishing Features

- Rod Holders (4), Stainless Steel, in Gunwale
- Lighted Oceana Blue 24 Gallon Recirculating Live Well with Dedicated Bronze Strainer and Overboard Discharge
- Under Gunwale Rod Storage (port & starboard)
- Fish Boxes, Insulated, and Diaphragm Pumps with Overboard Discharge (port & starboard)
- Cockpit Tackle Center

Interior Cabin

- Molded Acrylic Access Door with Gasket and 316L Stainless Steel Locking Latch
- Cabin Entry Steps with Custom Handrail and Wood Treads
- Molded Cabin Hull Liner with Custom Solid Wood Tongue and Groove Floor Accents, Mechanical Access, Drainage and Sound Damping Insulation
- Molded Cabin Deck Liner with Sound Damping Insulation
- Custom V-Berth Seating that Converts into Berth with Storage Space Below
- Solid Wood Table with Power Adjustable Pedestal
- Pursuit Digital Media Ready Entertainment Center with 19" LED TV
- Flush Mounted Foredeck Hatch with Screen
- Mid-berth Full-size 3" Foam Mattress and Quilted Cover
- Mid-berth Hanging Locker and Storage to Portside
- 316L Stainless Steel Opening Port Lights (3) with Screen
- JL Audio Stereo Speakers (2)
- Four Switch Panel with Overhead LED (2), Reading (2) and LED Floor Accent (2) Lights
- Horizontal Rod Storage for (4) Rods
- CO Monitor




Galley

- Corian® Galley Counter Top
- Molded sink with Cutting Board Cover, Overboard Drain and Stainless Clad Composite Thru Hull Fitting
- Pressurized Hot/Cold Mixing Valve and Faucet
- Galley Lower Storage Cabinet with Maple Drawers (3), Dedicated Storage and Trash Can
- Galley Pantry Storage Locker with Storage Shelves and Hardwood Keepers
- Galley Upper Cabinet Storage with Doors
- 12V, 1.9 cu. ft. Stainless Steel Refrigerator
- 12V LED Overhead Light (2)
- 12V Outlets (2) and dual USB charger (1)
- 120V Single Burner Glass Cook Top with Touch Controls and Pop-up Pot Holders
- 120V 1.1 cu. ft. Stainless Steel Faced Microwave Oven
- 120V Outlet with GFI Protection (1)
- Fire Extinguisher
- 316L Stainless Steel Opening Port Light with Screen

Head

- Fiberglass Private Head Compartment with Non-Skid Pattern Area
- Custom 1 1/4" Wood Framed Entrance Door with Custom Latch
- Designer Sink with Corian® Countertop, Vanity Mirror and Hot/Cold Pull-out Shower Wand
- Vanity Storage Cabinet with Shelves
- Overhead Storage Cabinet with Shelf and Dual Mirrors
- Vacuum Flush Marine Head with 18 Gallon Holding Tank, Macerator Discharge Pump, Stainless Steel Deck Pump-out Fitting and Bronze Thru Hull Fitting with Seacock
- Fiberglass Toilet Seat Cover
- Shower Curtain
- 316L Stainless Steel Opening Port Light with Screen
- Vanity Storage Cabinet with Shelves
- Toilet Tissue Holder
- Grab Rail/Towel Rack
- Shower Sump Box Drain with Automatic Discharge Pump
- Two Switch Panel with Overhead LED Lights (2) LED Floor Accent Light (1)
- 120V Outlet with GFI Protection (1)



Hardtop and Windshield

- Molded Fiberglass Hardtop Integrated Visor
- Powder Coated Aft Structural Hardtop Supports with Rod Holders (4)
- Custom Windshield System with Optically Clear Laminated Windshield Glass, Tempered Side Glass with Infused Fiberglass Frame and Electrically Actuated Center Vent Window
- Custom Stainless Steel Ratcheting Anchor/Stern Light with Burgee Rings
- Four (4) Tri Color LED Lights
- Aft Facing LED Spreader Light
- 316L Stainless Steel Fore/Aft Underside Grab Rails
- Powder Coated Fore/Aft Topside Grab Rails
- 60 mil Strataglass™ Side Curtains
- Integrated Stereo Speakers (4)
- Horn, Dual Trumpet
- Integrated Port & Starboard Overhead Glove Boxes
- Integrated Life Jacket Storage
- Port and Starboard Ventilation Hatches with Screens
- Fiberglass Hardtop with Dedicated Radar, Antenna and Outrigger Locations

Helm

- Molded Fiberglass Aft Tilting Helm with Instrumentation Visor, Electronics Mounting Surface, Fold Out Fiberglass Footrest/Platform and Safety Lanyard
- Molded Acrylic Access Door with Secondary Framed Screen Door and 316L Stainless Steel Locking Latch
- 316L Stainless Steel Steering Wheel with Control Knob and Non-Slip Grip on Sport Tilt Plus Helm
- 12V Panel with Illuminated Carling® Rocker Switches
- Single windshield wiper with washer control
- Port and Starboard Heavy Duty Pantographic Windshield Wiper System with Washer Control
- Compass
- Trim Tab Control Panel and Indicator
- Bow Thruster Joy Stick Control
- Waterproof Stereo Remote with Full Function Display
- 316L Stainless Steel Grab Rail
- One 12V Outlets (1) and Dual USB Charger (1)
- Helm Drink Holders (2) in Side Panel
- Helm Fire Extinguisher
- Yamaha® Command Link Plus Display



Electrical

- UL® Rated Fully Tinned, Color Coded Copper Wire
- Custom In-House Built, Heat Sealed, Mechanically Crimped, Color Coded Battery Cables
- Custom In-House Built, One-Piece Electrical Harness with Water Proof Connectors and Chafe Protection
- Powder Coated, Aluminum, Screen Printed (Front and Back) Battery Switch and Breaker Panel
- Bonding System: Thru Hull Fittings Below Water Line, Trim Tabs, Zinc Anode and Garboard Drain
- Five Battery System: Port Engine (1), Starboard Engine (1), Bow Thruster (1) (AGM), House (1) (AGM) and Electronics (1) (AGM)
- Single 120V 30 Amp 60 Cycle Dockside Power Connection
- One (1) 120V 30 Amp 50' Dockside Power Cord
- Isolation transformer
- Three 120V Outlets (3) with GFI Protection
- Three 12V Outlets (3) and Two Dual USB Chargers (2)
- One (1) 40 Amp Battery Charger for House, Electronics and Bow Thruster Batteries
- One (1) 20 Amp Battery Charger for Engine Cranking Batteries
- One Grounding Bus Bar
- Electronics Fuse Block

Mechanical

- Molded Interior White Gel Coat
- Molded Hatch with Gasket and Stainless Steel Gas Spring
- Molded Bilge Sump Area
- One Low Profile 900 GPH Bilge Pump with Integrated Float Switch, One 1500 GPH with Electronic Switch and Alarm with Stainless Steel Clad Composite Thru Hull Fittings
- Fresh Water Pump with Filter
- Raw Water Pump with Bronze Sea Strainer, Seacock and Thru Hull Fitting
- Livewell Cyclone Pump with Bronze Sea Strainer
- Dedicated Fishbox Diaphragm Evacuation Pumps
- Teleflex Power Steering Pump

Fuel

- EPA Compliant Lined 150 Gallon (port & stbd) Rotomolded Fuel Tanks (2) with Engine Pickups, Shutoff Valves, Digital Level Indicator and Deck Fuel Fill Plates
- Custom Built Premium Fuel Feed Lines with Mechanically Crimped Fittings
- Two (2) Yamaha® Water Separating Fuel Filters with Primer Bulbs

Water

- 30 Gallon Water Tank and 316L Stainless Steel Deck Fill Plate
- Premium Sea Tech Color Coded Water Hose System with Mechanically Crimped Ends
- Pressure Sensing/Variable Speed Pump
- Centrally Located Fresh Water Connections
- Dockside Fresh Water Inlet with Pressure Regulator
- 6 Gallon Stainless Steel Water Heater, 120V/60 Cycle
- Cockpit Shower with Hot/Cold Mixing Valve