



**VAN ISLE
MARINA**



**1996 Tollycraft 65 Pilothouse Cockpit MY
\$ 499,900 USD**

65 ft





Dimensions

LOA	67.83 ft
Beam	17.92 ft
Maximum Draft	4.75 ft
Deadrise	10 °
Dry Weight	68,000 lb
Hull	Fiberglass

Accommodations

Heads	3
Cabins	3

Tanks

Fuel	1160 gallon
Water	400 gallon
Holding	120 gallon

ENGINES

Engines:	2
Engine Total Power:	1,600 hp

Engine 1

Engine Brand	Caterpillar
Year Build	1996
Engine Model	3408
Engine Type	Inboard
Engine Fuel Type	diesel
Location	Port
Engine Hours	7900
Drive Type	Direct
Engine Power	800 horsepower

Engine 2

Engine Brand	Caterpillar
Year Build	1996
Engine Model	3408
Engine Type	Inboard
Engine Fuel Type	diesel
Location	Starboard
Engine Hours	7900
Drive Type	Direct
Engine Power	800 horsepower



**VAN ISLE
MARINA**



**VAN ISLE
MARINA**
YACHT SALES
PRE-OWNED. BROKERAGE.



PURE VISION.



**** HUGE PRICE REDUCTION ****

TRANSFERABLE SLIP AT VAN ISLE MARINA AVAILABLE TO PURCHASERS!

Over \$500,000 CAD spent since 2020 on professional upgrades, all invoices available to purchaser.

This 1996 Tollycraft Flybridge Motor Yacht blends classic design with modern comforts, offering luxurious accommodations and exceptional performance on the water. With its spacious layout and meticulously maintained condition, this yacht is ideal for extended cruising and entertaining guests in style.

The 65' Tollycraft is a classic example of an Ed Monk Jr.-designed motor yacht with Pacific Northwest character. The largest yacht of the iconic Tollycraft line, the 65 was built between the years of 1992 and 1997 with a total production run of 13 builds (MV Spirit Bear is hull number 7). The 65 features a semi-displacement hull with reported dry weight of 68,000lbs with relatively narrow, seakeeping-focused beam of 17'11". With an expansive foredeck, large 23-foot-long flybridge, wall-to-wall master suite, midships, and many more amenities, the 65 touts an excellent balance of sea-saltiness and luxury.

KEY FEATURES:

- Spacious flybridge with helm station and ample seating
- Luxurious interior with high-quality finishes and furnishings
- Multiple staterooms and bathrooms for comfortable overnight stays
- Fully equipped galley with modern appliances
- Generous salon area with dining space
- Well-maintained engines and mechanical systems
- Extensive storage throughout the yacht
- Updated navigation (Garmin) systems
- Swim platform for easy water access

RECENT MAINTENANCE & UPGRADES:

- Bottom stripped down to gelcoat with 4 coats of epoxy barrier & 2 coats of antifoul bottom paint
- Esthec brand synthetic decking installed on swim platform, cockpit and flybridge
- Custom flybridge hardtop with new Stamoid enclosure and bonded Lexan panels
- New flybridge venturi 1/4" Lexan and polished stainless steel frame
- New stainless steel ladder installed at aft flybridge hardtop
- New flybridge upholstery throughout all bench seating
- New removable Breezeway sunshade awning at aft cockpit deck
- Three new removable high polished stainless steel staples installed at swim platform
- All new pilothouse window covers
- New Maxwell 3500 windlass & Ultra stainless steel 132lb anchor with Ultra ss swivel & 400' of new 3/8" chain
- All New GARMIN GPSmap 8616xsv mfd (installed at PH), GARMIN GPSmap 1222 (installed at FB), GARMIN xHD2 open array radar, GARMIN ECHOMap UHD94sv transducer & GARMIN Reactor40 autopilot with GHC20 autopilot control displays at PH & FB
- New GARMIN OnDeck navigation network hub
- New FURUNO RD33 multi-purpose data display installed at FB
- GARMIN GPSmap 5212 multifunction display at PH
- Two new AXIS network cameras installed at engine room & aft view from cockpit deck
- Four new Sunpower solar energy panels installed to flybridge hardtop (installed Sept 2022)
- Victron Energy MultiPlus-II 12/3000/120-50 2x120 inverter/charger (installed Jan 2022)
- Eight new Battle Born Lithium 100ah deep cycle batteries for house bank (installed Sept 2023)
- Four Lifeline 8D AGM engine start batteries (installed Sept 2020)
- One Group 27 genset start battery (installed Dec 2020)
- New Victron Energy battery charger dedicated to Wesmar electric bow thruster
- New US Watermaker CW-800-2, 240VAC (installed June 2020)
- New interior flooring throughout vessel interior (carpet & Lonseal teak & holly flooring - (installed Feb 2023)
- New UltraLeather upholstery throughout pilothouse seating (installed Oct 2021)
- New upgraded teak paneling in VIP & Master staterooms on bulkhead walls
- Many more substantial new upgrades to this quality Pilothouse Motor Yacht




This 65' Tollycraft has been professionally maintained and is ready for immediate cruising. Whether you're looking to explore coastal waters or host elegant gatherings onboard, this yacht offers the perfect blend of performance, comfort, and style.

Contact listing broker Adam Pedersen today for details on how to buy this yacht or to schedule your viewing.

We help coordinate everything during the purchase, including your pre-purchase survey, mechanical inspection and sea trial through to insurance.

Listed in USD



Layout

"Spirit Bear" is a three stateroom 3 head layout. Entering from the large cockpit into the salon you find rich teak cabinetry and custom teak sofa to starboard and custom teak seating to port with storage below. The flooring is custom Lonseal teak and holly, forward is the full size galley with double door refrigerator and a large hard surface counter top with bar stools. Large window provide ample lighting and panoramic views. Up a few steps is the spacious pilothouse with helm station forward and a large settee to starboard. Wing doors allow access from the pilothouse to the walk-around covered side decks. There is a staircase to port that leads to the enormous flybridge with custom fiberglass hardtop, ample seating and built in appliances and storage. The boat deck is aft with davit system and saddles for a tender. Back in the pilothouse the curved staircase forward leads to the full beam master aft a VIP with Island queen forward and a guest room with double bunks is to starboard, all have in-suite heads.

The fore-deck has a large sun pad area, windlass and access to the large walk around side decks allowing safe comfortable access around the vessel.


Machinery and engine access is located in the cockpit with hydraulic hatch lift. Transom door in cockpit allows access to the swim platform.

Salon

- Sliding Entry Door
- Rich Teak Paneling
- Custom Teak Seating with Ultra Leather and Storage Below
- Custom Teak Coffee Table
- Lonseal Teak and Holly flooring
- Custom Wood Blinds
- New Headliner
- Recessed Lighting
- 2 Brass Reading Lamps
- Reverse Cycle Heat & A/C Controls
- Central Vacuum system
- Accent lighting

Galley

- Galley is on same level as salon.
- Large Solid Surface Counter Top with Bar Stools
- Dual Sink with Grohe Faucet
- Whirlpool Double Door Refrigerator
- Whirlpool Microwave
- Creda Electric Oven
- Creda Glass Electric Stove top
- Creda Dishwasher
- Broan Trash Compactor
- Filtered Water System
- Drawer Storage
- Large Pantry and Dish Storage



Master Stateroom

- Full Beam Master
- Island Queen Berth Storage Below
- New Carpentry throughout
- Abundant Storage in Drawers and Hanging Lockers
- Vanity
- Nightstands with reading Lamps
- Suede Headliner
- Recessed Lighting
- Reverse Cycle Heat & A/C Control
- Teak Trim
- Stack Frigidaire Washer & Dryer in Companionway
- In-suite Head with Solid Surface Vanity, Separate Vacu-Flush Head, Shower and Teak and Holly Flooring

VIP Stateroom

- Island Queen Berth Storage Below
- New Carpet
- Abundant Storage in Drawers and Hanging Lockers
- Vanity
- Nightstands with reading Lamps
- Suede Headliner
- Recessed Lighting
- Reverse Cycle Heat & A/C Control
- Teak Trim
- In-suite Head with Solid Surface Vanity, Separate Vacu-Flush Head, Shower and Teak and Holly Flooring

Guest Stateroom

- Guest stateroom is to starboard off the companionway.
- Over Under Bunk Berths
- Ample Storage
- New Carpet
- Port light and Overhead Hatch
- Reverse Cycle Heat & A/C Control
- In-Suite head with Vacu-flush Head, Vanity with Mirror

Pilothouse


- Large Wrap Around Bench Seating with Table to Starboard (New Ultra-Leather Upholstery Oct. 2021)
- Port and Starboard Access Doors
- Flybridge Stairway Access
- Brass Ships Clock and Barometer
- Reverse Cycle Heat & A/C Controls
- AC/DC Electric Panels
- Remote Equipment Panels
- Chart Storage
- Drawer Storage
- Lower Helm Station
- New Lonseal Teak and Holly Flooring

Flybridge

- Custom Fiberglass Hard Top
- Lexan 3 Sided Enclosure with Textailne Shade Panels Aft
- 2 Murray brothers Helm Chairs
- Bench Seating to Port and Aft of Helm with Storage below
- Bench Seating Aft Port and Starboard
- Custom Cabinets
- Wet Bar
- Origo Two Burner Ceramic Electric Stove
- Lighting in Radar Arch
- 4 Stereo Speakers
- 2 Solar Panels
- Taco 15' Outriggers

Electrical

- Onan 8 KW Diesel Generator
- Remote Generator Panels in Pilothouse
- 12/24/120/240 Volt Electrical Systems
- 50 amp Glendinning Shore Power System
- McCarron 40 Amp 12 volt Battery Charger
- McCarron 40 Amp 24 volt Battery Charger
- Sentry 40 Amp 24 volt Battery Charger
- Victron Energy MultiPlus-II 12/3000/120-50 2x120 inverter/charger (installed Jan 2022)
- Eight new Battle Born Lithium 100ah deep cycle batteries for house bank (installed Sept 2023)
- Four Lifeline 8D AGM engine start batteries (installed Sept 2020)
- One Group 27 genset start battery (installed Dec 2020)
- New Victron Energy battery charger dedicated to Wesmar electric bow thruster
- 4 Solar Panels for 12 volt System Charging
- Wesmar 12" Dual Prop Bow Thruster
- Tank Tender Fuel and Water Monitoring System



Electronics

- Garmin GPSmap 8616xsv plotter/sounder/radar multifunction display (new 8/2020)
- GarminECHOmap UHD94sv with GT56UHD transducer
- Garmin GHC autopilot (PH & FB helm stations - new 8/2020)
- Garmin GPSmap 5212 multifunction display
- Northstar 941x GPS plotter
- Dataline X Depth/Speed/Helm Display
- ICOM IC M126 VHF radio
- Garmin GPSmap 1222 plotter/sounder/radar multifunction display (Flybridge helm - new (8/2020)
- ICOM IC M127 VHF Radio (FB helm)
- Garmin GHC20 autopilot (FB helm - new 8/2020)
- Furuno RD33 nav data repeater (FB helm)
- NEC Multi Sync LCD Display
- Bennett Trim Tab Controls
- WESMAR Bow Thruster Controls (Pilothouse, Flybridge & aft Cockpit docking station)
- Tank Tender Fuel/Water Gauge
- SIRRUS Sat Weather
- Firebuoy System
- Danforth Constellation Compass
- Go Light Remote Searchlight
- Caterpillar Engine Displays

Engines

- Caterpillar 3408 800 HP Diesel Main Engines
- Caterpillar Engine Monitor Systems Both Helms
- Mather Micro-Commander Electronic Engine Controls 3 Station
- Mather Micro-Commander Engine Synchronizer
- Racor Dual Primary Fuel Filters with Emergency Back-up Single
- Racor Pressure Gauges
- Fuel Management System
- 3" Satinless Steel Propshafts
- PPS Drip-less Shaft Seals
- Nibral 34x36 4 Blade Propellers
- Spare Propellers
- Hynautic Hydraulic Steering System



**VAN ISLE
MARINA**



Deck

- Transom Door to Swim Platform
- Transom Shower
- Fiberglass Deck Box
- Mathers Micro Commander single lever electronic engine controls in cockpit (including bow thruster) for Ease of Docking
- Fresh and Salt Washdown Systems
- Engine Room Access Via Hydraulic Hatch in Cockpit
- Stainless Steel Deck Hardware and Railing
- Covered Side Decks with High Gunnel for Safety
- Port and Starboard Pilothouse Doors
- Dual Fuel Fills Port and Starboard
- New Maxwell 3500 Anchor Windlass (New June 2020)
- Stainless Anchor Chute
- ULTRA polished stainless steel 132lb anchor & ULTRA ss swivel with 400' 3/8" chain (All new June 2020)
- Fortress 65lb Secondary Anchor Chain and Rope Rode
- Port and Starboard Boarding Access
- 2000lb capacity electric tender davit
- Pilothouse Window Covers (New March 2022)