



**VAN ISLE  
MARINA**



## 2026 Pursuit OS 405 Offshore Call for Price

**40 ft**





## Dimensions

LOA	43 ft
Beam	13 ft
Maximum Draft	3.58 ft
Dry Weight	25,292 lb
Hull	Fiberglass

## Accommodations

Heads	1
-------	---

## Tanks

Fuel	482 gallon
Water	80 gallon
Holding	26 gallon

## ENGINES

Engines:	3
Engine Total Power:	1,350 hp

### Engine 1

Engine Brand	Yamaha
Year Build	2026
Engine Model	450 XTO
Engine Type	Outboard
Engine Fuel Type	unleaded
Engine Power	450 horsepower

### Engine 2

Engine Brand	Yamaha
Year Build	2026
Engine Model	450 XTO
Engine Type	Outboard
Engine Fuel Type	unleaded
Engine Power	450 horsepower

### Engine 3

Engine Brand	Yamaha
Year Build	2026
Engine Model	450 XTO
Engine Type	Outboard
Engine Fuel Type	unleaded
Engine Power	450 horsepower



## Offshore Luxury Meets Performance

AVAILABLE NOW!

**ON DISPLAY AT THE BC BOATSHOW April 30-May 3, 2026, Sidney, BC**


The **2026 Pursuit OS 405 Offshore** represents the pinnacle of Pursuit's offshore line, delivering a luxurious and performance-focused experience for anglers and cruisers alike. With powerful triple Yamaha 450 XTOS, joystick control, and Seakeeper stabilization, this flagship expresses true confidence in rough water, while its premium interior appointments make extended stays onboard both comfortable and stylish.

Perfectly suited for fishing, cruising, or entertaining, the OS 405 blends rugged capability with elegant design in a way only Pursuit can.

Factory Options selected for this build:

- Triple Yamaha 450 XTOS, joystick control, and Seakeeper
- Custom Hardtop Integrated Electric Retractable Makefast Sunshade with One Touch Operation
- Folding Gunwale Seat - Starboard side
- Spot Light (ACR RCL-100 LED) w/ Remote Control at Helm
- Upholstery Upgrade to White/Gray
- Stereo - Premium Upgrade: Additional Cockpit 6.5" Speakers (2) and 10" Subwoofer w/Full Spectrum Backlighting (controlled through MFDs, excludes speakers over dash) and Sirius (includes 3 month subscription)
- Underwater Lights LED (4) (Sea Blaze X2 Spectrum)
- Hardtop Aft Curtain Upgrade Stamoid (White)
- Garmin AIS 800 Transceiver
- Garmin GC-14 Rear Facing Camera
- Garmin Radar Open Array GMR Fantom 54

**Contact listing broker Adam Pedersen today for details on how to buy this yacht or to schedule your viewing.**



## Manufacturer's Description

### Pursuit OS 405 Offshore

When we launch a new Pursuit, we raise the bar and accept nothing less than the best. That's the standard we upheld when we designed the OS 405. We went bigger—all the way to 43'. We updated the styling. We engineered a sleek silhouette and more luxurious finishes.

That sense of luxury starts on the bridgedeck, behind the large single-piece windshield, where the captain and the companion ride in style on Stidd seating. Dual 22" Garmin Multi-Function Displays greet you at the helm. Then we put all the latest features at your fingertips, like joystick controls and triple Yamaha® 450 XTO engines.

The wide-open, easy-to-maintain cockpit lets you unleash your fishing potential at a moment's notice or angle all day long in comfort with the standard Seakeeper gyro stabilizer. Pull your biggest catch in through the hullside door, then celebrate by relaxing on the plush foredeck under the Mediterranean sunshade.

Not only is it spacious above and below deck, with a mid-cabin room for guests and an island-style forward berth, the conversion-free entertainment areas mean no one needs to give up their seat to enjoy the finer aspects of boating life. We outdid ourselves by creating a boat that can fish, cruise and entertain seamlessly—so you can enjoy it effortlessly.


## Standard Equipment

### ENGINES

Triple Yamaha® Digital 450 XTO (Pearlescent White) with Integrated Electric Steering (DES), Helm Master® EX Digital Electronic Control (DEC) and Yamaha® Joystick Control with Full Maneuverability (Set Point™ and Autopilot), Multifunction Display Interface, Manual Engine Flushing System

### HULL FEATURES


- Pursuit® Protection Plan:
- 5-year hull/deck structural warranty
- 5-year blister-free warranty
- 2-year limited warranty



- Pursuit Fresh White Gelcoat
- Hand Laminated Hull with Vinyl Ester Resin and Engineered Fabrics
- 27-Layer Resin Infused Composite Transom System with Patented Transom Reinforcement Grid
- Infused Fiberglass Structural Grid System with Molded Finish and Integrated Bilge Water Management System
- Foam Filled Structural Grid
- Integrated Transom Platform Extensions Outboard of Engines
- Integrally Molded Thru-Stem Anchor System with Fresh, Raw Water Washdowns
- Vertical Anchor Windlass with Switch at Helm and Wired Handheld Remote Switch at Anchor Locker
- 35lb 316L Stainless Steel Plow Style Anchor, 20' of G-4 Chain, 300' of 5/8", 8 Plait Rode and Self-Righting Swivel
- 316L Stainless Steel Through Stem Anchor Roller with 10" Mooring Cleat & Chain Binder
- LED Courtesy Light in Anchor Locker
- Bronze Thru Hull Fittings Below Water Line
- Stainless Clad Composite Thru Hull Fittings Above the 7 Degree Heel Line
- Chrome Over Bronze Thru Hull Fittings Below 7 Degree Heel Line
- T-Handle Bronze Garboard Drain
- 4kw HP Bow Thruster with Group 31 AGM Battery with Joystick Control at Helm
- 5/8" 316L Stainless Steel Bow Eye
- 3 Step Telescopic Boarding Ladder Mounted in Hull Transom Platform Extension
- Tempered Glass Hull Side Windows Port and Starboard
- Molded Hull Side Window Mounting Surfaces in Bow with Frameless Tempered Glass Windows
- Zipwake Trim Control System, Series S Interceptors, Fully Automatic Pitch and Roll Control
- Two (2) 1500 GPH Bilge Pump with High Water Float Switch and Alarm with Stainless Steel Clad Composite Thru Hull Fittings
- Forward Hull Compartmentation with One (1) 1100 GPH Bilge Pump with Automatic Float Switch
- Seakeeper 6 Gyroscopic Stabilizer with Integrated Structural Integration, Seakeeper Factory Certification, Gold Level 4 Year Warranty Package with 3000 Hours Operation and Direct Customer Service Included

## DECK & COCKPIT FEATURES

- Molded One Piece Deck and Cockpit Liner with Non-Skid Pattern Area and Overboard Drains
- Hull and Deck Joint Mechanically Fastened and Thru-Bolted at Cleat Locations
- High Density White PVC Rub Rail with Solid 316L Stainless Steel Insert, Molded Rub rail Corners and 316L Stainless Steel Transom Cap
- (8) Total - (2) 10" 316 Stainless Steel Pop Up Cleats on Stern - 12" 316 Stainless Steel Cleats (4) on Spring and (2) on Bow
- Molded Recessed Hatches with Gaskets and 316L Stainless Steel Latches and Overboard Drain Tracks
- 316L Stainless Steel Deck Plates for Water, Waste and Diesel
- LED Courtesy Lights
- Audio Entertainment System: Custom-Tuned JL Audio Stereo System with Bluetooth® Compatible Media Master MM105-HR Hidden Source Unit, Helm-Mounted Volume Control Knob, Premium M6 Coaxial Speakers with Classic Grilles - 7.7" (2), 6.5" (6), 10" Subwoofers (2), DSP Amplifier, Wireless Remote Control, and FM Antenna with Ratchet-Mount Base
- Custom Cockpit Upholstery with Dri-Fast Foam and Mesh Backing
- (4) Portlights
- Port and Starboard 316L Stainless Steel Transom Grab Rails
- Single Level Splash Well Deck with Non-Skid Pattern Area
- 316L Stainless Steel Shore Power Inlet with Electric Cord Retracting Reel and 50' Cord
- Dockside Freshwater Inlet with Pressure Regulator
- 316L Stainless Steel Pump out for Waste
- Folding Transom Seat with Full Height Rotating Backrest and Integrated Grab Rails
- Transom Refrigeration Box -75 Gallons (283.91 Liters) Refrigerator/Freezer with Digitally Controlled Thermostat and Fiberglass Lid
- Fiberglass Sink with Hot / Cold faucet
- Cutting Board
- Port and Starboard Molded Aft Facing Cockpit Seats with Tub Storage Below
- Custom Molded Cockpit Table with Dedicated Storage Location




- 316L Stainless Steel Cockpit Extra Deep Drink Holders
- Custom Molded Side Boarding Door (Port) with Heavy Duty 316L Stainless Steel Hardware and Deck Mounted 316L Stainless Steel Keyway Plate for Dive Style Telescoping Ladder
- Molded Cockpit Entertainment Center with Electric Grill, Prep Surface, Slide-Out Trash Can and Storage Below
- Aft Cockpit Machinery Access Hatch
- Aft Facing Seat / Machinery Access Hatch
- Fresh Water Wash with Hot / Cold Mixing Valve and Pull out Sprayer
- Outboard Engine Flush with Diverter Valve in Aft Cockpit
- Raw Water Outlet Port Aft Cockpit with Quick Connect Fittings and 25' Coil Hose
- 316L Stainless Steel Deck Plates for Water, Waste and Diesel
- Self-Draining Cockpit with Molded Water Management System, with Drain and 316L Stainless Steel Drainage Grate
- 12 lb. Galvanized Stern Anchor with 30' 1/2" 8 Plait Rode and Dedicated Storage in the Machinery Space
- LED Machinery Space Lights
- 240V/60 Cycle Cockpit Air Conditioning with Reverse Cycle Heat. Port & Starboard 10,000 BTU Self Contained Units with Bronze Sea Strainers, Seacocks and Thru Hull Fittings; Stamoid/Macrolon Side and Drop Curtains
- Center Bridge Fuel Access Hatch
- Starboard Refrigerator/ Freezer Tub
- Teak Table that Converts into Berth
- DC MDP Panel
- Flush Mounted Integral Anchor Locker with Fiberglass Lid and Gas Shock
- One-Piece Welded 316L Stainless Steel Fore Deck Rail
- Two-Piece Welded 316L Stainless Steel Grab Rails for Sun Pad
- Bow Sun Pad Chaise Style Seating with Adjustable Backrests with Stamoid Cover
- Quick Disconnects for Fresh & Raw Wash Downs and a Courtesy Light inside Anchor Locker
- Flush Bow Hatch with screen

## FISHING FEATURES

- Rod Holders, Twelve (12) Total - Five (5) Gunwale, Four (4) Transom, Four (4) Aft Hardtop Supports
- Transom Livewell, Lighted Oceana Blue (50 Gallons) Recirculating and Insulated with Fiberglass Lid and Acrylic Window
- Cockpit Tackle Center with Plano Boxes and Storage Drawers
- In-Floor Fish Boxes (50 gallon Port, 39 gallon Starboard) with Molded Foam Insulation, Diaphragm Pumps and Overboard Discharge
- Rod Storage, Under Starboard Gunwale for Two (2) Rods with Custom Embroidered Reel Protector Pad
- Aluminum Reinforcement Plates and Wiring for Downrigger/Electric Reel Installation, Aft Gunwale (Port and Starboard)

## HARDTOP

- Molded Fiberglass Full Beam Hardtop with Visor
- White Powder Coated Hardtop Supports with 2 Rod Holders Per Side
- Custom Windshield System with Optically Clear Laminated Windshield Glass with Electrically Actuated Vent Window, Tempered Side Glass with Infused Fiberglass Frame
- Anchor/Stern LED Navigation Lights with Burgee/Flag Mounts and Embroidered American Flag
- FM Antenna
- Six (6) Tri Color LED Lights
- Two (2) Aft Facing Spreader Lights
- Powder Coated Trumpet Air Horn with 316L Stainless Steel Mount
- 316L Stainless Steel Aft Grabrails Port and Starboard
- 316L Stainless Steel Underside Center Grabrail
- 2 - Sliding Bomar Hatches with Shades



## HELM

- Captain's Helm Seat: Stidd™ Manually Operated (Up/Down/Fore-Aft Adjustments), Folding Armrests, and Custom Upholstery (Gray)
- Portside Companion Seat: Stidd™ Manually Operated (Fore-Aft, and 180° Swivel), Folding Armrests, Custom Upholstery (Gray), and Storage Beneath
- Molded Fiberglass Helm with Instrumentation Visor, Electronics Mounting Surface
- Fold Down Platform Step with Non Skid for Secondary Standing Operating Position
- Yamaha Electronic Steering Control with Programable Steering Friction
- Edson 316L Stainless Steel Steering Wheel with Textured Grip and Control Knob
- Top Load Glovebox
- JL Audio MM105-HR Hidden Source Unit (Full-function Control on Garmin® MFDs) and Helm-Mounted Volume Control Knob
- Single Windshield Wiper Washer Control
- Ritchie® Navigator Compass
- 12V Switch Panel with Back Light Function Display and Custom Accents
- Bow Thruster Control
- One (1) Drink holder
- Dual USB (A & C) Charger (1)
- 12V Outlet at Helm
- Garmin® Micro SD Card Reader

## ELECTRONICS

- Garmin® Electronics Package: Dual Premium GPSMAP 9022 with Custom Pursuit User Interface (UI) Displays, Custom Dash Panel, Remote SD Card Reader, GSD25 Sounder Module, B175M 1kW CHIRP Transducer, NMEA 2000 Starter kit, Yamaha MFDI Interface, and VHF Radio with Antenna and Ratchet-Mount Base
- SirenMarine® Connected Boat® Smart Boat Monitoring & Theft Deterrent System: Siren 3 Pro Main Device with Mobile App Interface, GPS Vessel Tracking and Sensors for Battery, Shore Power, Bilge and Security Monitoring (Includes 3 Month Subscription)

## INTERIOR CABIN

- Molded Acrylic Access Door with Secondary Framed Screen Door and 316L Stainless Steel Locking Latch
- Full Fiberglass Hull Liner with Sound Damping Insulation
- Cabin Entry Steps with Wood Treads
- Custom Solid Wood Tongue and Groove Floor
- Solid Wood Veneers on Interior Cabinetry with Corian Accents / Tops
- Hanging Locker
- Electrically Convertible Island-style Berth: Queen Size Memory Foam Mattress with Hinging Backrests, Gas-assisted Mattress Base with Underneath Storage
- Port & Starboard Nightstands
- Port & Starboard Tempered Glass Hull Side Windows with Custom Window Trim with Marine Grade Pleated Blinds
- CO Monitor
- AC Distribution Panel
- Fire Extinguisher
- Main Cabin Switch Panel



- Two Reading Lights
- 240V/60 Cycle Cabin Air Conditioning with Reverse Cycle Heat. 16,000 BTU Self Contained Unit with Bronze Sea Strainer, Seacock and Thru Hull Fitting
- Four (4) Portlight Windows
- Sofa with Storage Beneath
- Vitero Two Drawer Refrigerator
- 1.1 ft3 120V Microwave Oven
- Two Burner Cooktop
- Integrated Storage with Drawers
- Sink / Cutting Board
- Pull Out Trash Can
- 32" Smart TV with Swivel Base (Makes TV Viewable from Portside Sofa)
- Integrated AC Ducts

## HEAD STARBOARD

- Fiberglass Private Head Compartment with Non-Skid Pattern Area
- Solid Surface Countertop with Sink and Storage Cabinet Below
- Portlight Window
- Vacu-Flush Porcelain Elongated Bowl Marine Head with 26 Gallon Holding Tank, Macerator Discharge Pump, 316L Stainless Steel Deck Pump-out Fitting and Bronze Through Hull Fitting
- FRP Head Seat Cover
- Linen Closet with Shower Door
- Upper Vanity Storage Cabinet
- Head Mirror
- Head Door with Towel Hooks
- Toilet Tissue Holder
- Towel Rack
- Switch Panel for Overhead Lights and Floor Accent Lighting
- Shower Sump Box Drain with Automatic Discharge
- Shower with Hot/Cold Mixing Valve, Shower Wand
- 120V Outlet with GFI Protection (1)

## AFT STATEROOM

- Privacy Door with Solid Wood Frame (outward swing)
- AC Main Distribution Panel Cabinet
- Battery Charger Cabinet
- Settee
- Full Size Berth
- Switch Panel for Overhead and Courtesy Lighting

## ELECTRICAL SYSTEMS

- UL® Rated Fully Tinned, Color Coded Copper Wire
- Custom Built, Heat Sealed, Mechanically Crimped, Color Coded Battery Cables
- Custom Built, One Piece Electrical Harness with Water Proof Connectors and Chafe Protection



- Powder Coated, Aluminum, Screen Printed (Front & Back) Main Breaker Panels
- Bonding System: Thru Hull Fittings Below Water Line, Zinc Anode and T-Handle Drain
- Dockside Power Connection (Single 240V 50 Amp 60 Cycle) with AC Main Distribution Panel, Isolation Transformer, and Electrically Retractable 50' Power Cord (with Adapter)
- Nine 120V Outlets with GFI Protection (9)
- One 40 AMP Battery Charger For House, Electronics, and Bow Thruster Bank
- One 25 AMP Battery Charger for Engine Bank
- 12V Outlets (2) and Four Dual USB (A & C) Chargers (4)
- Seven (7) Battery System: Port Engine (1) Center Engine (1) Starboard Engine (1), House (AGM) (2), Electronics (AGM) (1), Bow Thruster (1) (AGM)
- One Grounding Bus Bar

## GENERATOR

- Fisher Panda 9kw 120/240V, 60hz Diesel Generator with Sound Enclosure and Service Slide
- EPA Compliant Lined 31 Gallon Diesel Fuel Tank with Engine Pickups, Shutoff Valves and Digital Level Indicator
- Automatic Fire Suppression System

## AFT MECHANICAL SPACE

- Molded Interior White Gel Coat Structural Foundation
- Molded Hatch with Gasket and Stainless Steel Gas Spring
- Molded Bilge Sump Area
- Two (2) 1500 GPH Bilge Pump with High Water Float Switch and Alarm with Stainless Steel Clad Composite Thru Hull Fittings
- Bilge High Water Alarm
- Live well Cyclone Pump with Bronze Sea Strainer, Seacock and Thru Hull Fitting
- SeaKeeper Pump with Bronze Sea Strainer, Seacock and Thru Hull Fitting
- Raw Water Pump with Bronze Sea Strainer, Seacock and Thru Hull Fitting
- Stern Anchor, 4 lb. Aluminum Adjustable Fluke-Style with 50' of 1/2" Anchor Rode, 5' of 1/4" G4 Chain, and Custom Pursuit Storage Bag
- 316L Stainless Steel Battery Service Slide System Port and Starboard
- Access Step

## FUEL SYSTEMS

- EPA Compliant 510 Gallon Aluminum Fuel Tank with Engine Pickups (3), Shutoff Valves (3) and Digital Level Indicator (1)
- Custom Built Fuel Lines with Mechanically Crimped Fittings
- Three Yamaha® Water Separating Fuel Filters with Primer Bulbs

## WATER SYSTEM

- 80 Gallon Water Tank with Level Indicator



**VAN ISLE  
MARINA**

- Custom Built Reinforced Color Coded Water Hose
- Fresh Water Pressure Sensing Pump with Filter
- Dockside Fresh Water Inlet with Pressure Regulator
- 6 Gallon Stainless Steel Hot Water Heater 240V 60 Cycle
- 18 Circuit Water Distribution Manifold with Dedicated Valves





## Factory Options

### COLOR SELECTIONS

- Hull Color
- Carbon, Neptune Gray, Sea Mist, Flag Blue, Arctic Blue, Fresh White
- Full Bottom Gelcoat to Keel of Boat (Excludes: Flag Blue)
- Hull Paint - Imron - Axalta Solid with Bootstripe, Axalta Effect with Bootstripe (Custom Color Options) \*See your dealer for details
- Helm Color
- Carbon (Standard), Neptune Gray, Sea Mist, Flag Blue, Arctic Blue, Fresh White
- Boot Stripe Color
- Black/Black (Standard), Navy/Navy, Platinum/Platinum, Red/Red, Scarlet/Scarlet, Arctic White/Quartz Gray
- Engine Paint
- Imron Solid Axalta (Triple), Imron Effect Axalta (Triple), Cowling Only Solid Axalta (Triple), Cowling Only Effect Axalta (Triple)
- Upholstery Color
- Sea Salt (Standard), White
- Stidd™ Captain's Helm & Portside Companion Seat: White Upholstery

### MECHANICAL SYSTEMS

- Spotlight (ACR RCL-100 LED) with Remote Control at Helm
- Underwater Lights LED (4), Sea Blaze X2 Spectrum

### COMFORT & CONVENIENCE

- Folding Gunwale Seat - Starboard Side
- Premium Stereo Upgrade: All Speakers Upgraded to Sport Grilles with Full Spectrum Backlighting (Controlled Through MFDs), Two (2) Additional 6.5" Coaxial Speakers, One (1) additional 10" Subwoofer, and SiriusXM® Receiver with Antenna (Includes 3 Month Subscription)
- Note: for visibility purposes, the two forward hardtop overhead 7.7" speakers are not backlit

### WEATHER

- Custom Hardtop Integrated Electric Retractable Makefast Sunshade with One Touch Operation
- Bow Mediterranean Sunshade, Removable with Carbon Fiber Poles (with dedicated storage) and Custom Embroidered Storage Bag
- Sunbrella® Canvas Color - Black (Standard), Tweed, Cadet Gray, or Navy
- Engine Covers (3) - Sunbrella®
- Instrument Cover - Sunbrella®
- Hardtop Aft Curtain - Stamoid® (White)



## SPORT FISHING

- Outriggers Rupp Z90 with Full Motion Crank Control, 18' Carbon Fiber Poles, Rigging Kit
- Hardtop Mounted Rod Holders (6)

## ELECTRONICS

- Garmin® Radar Open Array GMR Fantom 54
- Garmin® GC-14 Rear Facing Camera
- FLIR® M332 Night Vision with Image Stabilization (May Not be Available for Purchase Outside of the U.S.)
- SiriusXM® Receiver for Weather (Subscription Required)

## INTERIOR FABRIC

- Tranquil Seas (Standard)
- Coastal Sunrise